



SOLTERRA





Naturally Styled

The sun and the earth. Sol and terra. Together in nature. Together in SOLTERRA, the full-electric SUV styled to proclaim a powerful go-anywhere AWD presence dedicated to a sustainable future of practical, safe driving pleasure.



Space to Spare, Space to Share

SOLTERRA's spacious cabin offers relaxing comfort giving everyone, especially rear-seat passengers, the room to stretch out and enjoy the journey. Better still, the quiet EV performance encourages everyone to join in conversation.



Floating Console

The centre console's advanced floating design is inspired by the adoption of shift-by-wire. A versatile open storage area lies below, and all controls are laid out for ease of use.



Command & Control

SOLTERRA's cockpit layout represents Subaru's design philosophy: Visibility, Simplicity and Ease-of-use. Essential information for safe driving is displayed on a low-mounted instrument panel and high-visibility console.



LCD Meter

The top-mounted seven-inch TFT LCD meter features an advanced hoodless design. Positioned above the steering wheel, its layout minimises eye movement helping the driver to stay focused on the road.




12.3-inch Centre Display

The large centre display combines high visibility with low reflectivity for maximum readability. It is thoughtfully positioned to enhance the feeling of space while giving the greatest ease of use.



Go Anywhere,
Go Beyond

AWD is fundamental to Subaru's commitment to driving safely. SOLTERRA's two eAxle motors independently driving the front and rear wheels provide the fine-tuned torque control that takes Subaru AWD to an even higher level. In addition, X-MODE and the new Grip Control give rough-road performance beyond expectations for an EV.



AWD System

Subaru's AWD technology and experience now come to an EV. Due to functions of eAxle motors at the front and rear, power distribution and brake vectoring are controlled continuously and precisely to maintain grip for each wheel. Grip optimized to road conditions assures stable traction on wet or slippery surfaces.


X-MODE featuring Grip Control

X-MODE enables SOLTERRA to drive through the toughest conditions, including deep snow or mud, to deliver outstanding rough-road driving performance. New Grip Control maintains a constant speed uphill and over broken terrain, allowing the driver to concentrate solely on steering.



Road Clearance

SOLTERRA is a genuine SUV with the ground clearance needed to go rough-road. In addition, approach, departure and breakover angles are calculated to protect the body and battery.



New Power, New Possibilities

Powering a car with electricity opens a new world of possibilities: the newly-developed e-SUBARU GLOBAL PLATFORM with a compact high-capacity battery integrated into the vehicle's frame for greater rigidity. Front and rear eAxle motors give better handling, greater safety, and the quiet response only an EV can provide.



e-SUBARU GLOBAL PLATFORM

SOLTERRA is built upon a brand new platform designed to maximise the EV's performance. The high-capacity battery is located under the floor, lowering the centre of gravity to improve handling and also bring an extremely space-efficient layout that increases cabin size. Furthermore, the battery pack's case forms a monolithic structure with the body frame to enhance rigidity.

Power Unit (Motor/Battery)

The front and rear axles feature compact eAxle motors with instantaneous delivery of full torque for powerful, quick response and linear acceleration. S PEDAL DRIVE allows dynamic control of acceleration/deceleration from the accelerator pedal, and the battery temperature is controlled by a water-cooling system to secure stable performance.

Charging

Extended range and compatibility with high-output chargers in all regions support SOLTERRA's utility. 150kW DC quick charging takes the battery to 80% capacity in 30 minutes, while battery heaters secure short charging times and stable output in winter. Remote monitoring of charge status and other functions via smartphone is also available.



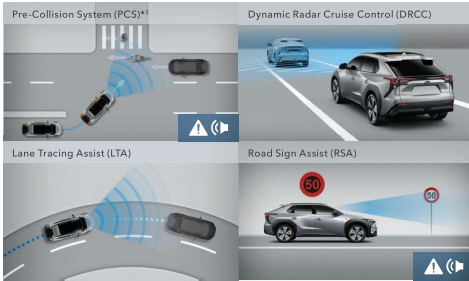
Safety all Round, Safety in Depth

For safety, Subaru goes the extra mile, testing and retesting our advanced safety systems for over fifty years. SOLTERRA features a full suite of our innovative collision prevention and avoidance systems such as SUBARU Safety Sense*1 as well as the e-SUBARU GLOBAL PLATFORM, our most rigid platform ever, designed to also protect the battery. Thanks to our all-around safety, we come closer to an accident-free future.



eCall
The system automatically notifies the eCall centre if the airbags deploy and relays location, time and VIN to the operator to assist in the dispatch of emergency vehicles. Manual operation is also available.

SUBARU Safety Sense

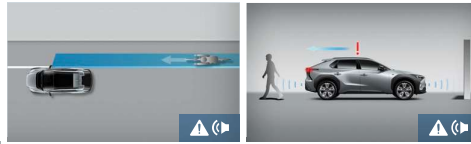


For illustration purposes only. Not actual measurements.

*1 SUBARU Safety Sense is a driving support system which may not operate optimally under all driving conditions. The driver is always responsible for safe and attentive driving and observance of surroundings and traffic regulations. System effectiveness depends on many factors such as weather, road and vehicle conditions. See Owner's Manual for complete details on system operation and limitations for SUBARU Safety Sense including functions in this brochure.

*2 Pre-Collision System may not work in all situations. Depending on the speed difference from objects, the object's height, and other conditions, every situation may not meet the necessary conditions for SUBARU Safety Sense to work optimally.

Subaru Safety Features



Safe Exit Assist (SEA)

When stationary, the rear radar detects vehicles or bicycles approaching from behind and alerts occupants to potential collisions with a warning light in the door mirror. If a door is then opened a buzzer sounds to raise the alarm level.

Parking Support Brake (PKSB)

A camera detects the presence of pedestrians in SOLTERRA's path when reversing and warns the driver with an audio alert. If the system judges a collision is about to happen, it automatically applies the brakes to avoid or reduce injuries or damage.

Stay Connected

Connected to the vehicle and the in-car multimedia system, the SUBARU Care mobile app is your passport to a new level of connectivity and convenience. Available through your smartphone, it enables you to remotely access and control a whole range of information and functions, keeping you connected with your SOLTERRA - even when you're not in it.

For more information, visit www.subaru.eu/connected-services



SUBARU Care Features

Remote Services

Remotely manage climate control, check the battery status or manage the charging schedule.

SUBARU CHARGING NETWORK

Plan journeys with peace of mind by locating charging stations based on your location or along the route.

Find My Car

Locate your SOLTERRA wherever you parked it.

Car Status

Remotely check if the doors are securely locked, and lock them if they're open.

SUBARU Care

Be notified of any warning events occurring to your SOLTERRA or consult information about warning lights any time.

Driving Analytics

Access and learn from the insights of your trips to improve your driving for better efficiency.



Services and applications require a compatible mobile phone and a data plan with a mobile network operator that permits tethering. Availability of each service depends on country. Please inquire at your local retailer for details.



At Your Service

SOLTERRA is a Subaru, and it fully inherits Subaru's unique utility. For example, the large opening cargo area features a flat floor for convenient loading/unloading of bulky items making the vehicle versatile and supremely suited to a wide variety of activities.



Power Back Door


The touch of a switch smoothly opens and closes the back door, and the full-open position is adjustable.



Tonneau Cover

The tonneau cover provides privacy and helps prevent theft. When not in use it stores neatly under the floor.

FEATURES



1 Paddle Switches

Instant control of regenerative braking level to suit driving conditions without taking your hands off the steering wheel.

2 Digital Inner Mirror

The live image from a rear-facing camera is displayed for a clear view behind, unobstructed by passengers or bad weather.

3 Panoramic View Monitor (PVM)

Live images from cameras mounted around the vehicle are displayed on the 12.3" centre display providing visual support at low speeds.

4 Wireless Charger

Wireless charger conforming to the Qi standard. For added convenience the box has a see-through lid.

5 USB C Ports

Two USB C ports, one at the front and one at the rear, allow convenient charging of smartphones and tablets etc., from anywhere in the vehicle.

6 Premium Harman/Kardon Audio

Six front and four rear speakers plus woofer, specifically tuned for SOLTERRA, provide high quality sound for all passengers.

7 Panoramic Roof

Panoramic roof adds to the expansive feeling of spaciousness. Powered blinds block the glare and heat of direct sunlight.

8 Steering Heater

The entire steering wheel is heated for a warm grip in any position. Auto ON and multi-stage temperature control add convenience.

LINEUP

SOLTERRA High / Mid

DIMENSIONS L x W x H: 4690 x 1840 x 1650 mm
 MOTOR Permanent magnet synchronous motor
 MAX OUTPUT (system) 160 kW
 MAIN DRIVE BATTERY Lithium-ion battery
 BATTERY CAPACITY 71.4 kWh
 VOLTAGE 355.2 V



High/Dark Blue Mica



Mid/Precious Metal



High



Mid

EXTERIOR COLOURS



Harbor Mist Grey Pearl/Black



Harbor Mist Grey Pearl



Dark Blue Mica



Emotional Red 2



Platinum White Pearl Mica



Precious Metal



Black

SEAT MATERIALS



Black Synthetic Leather

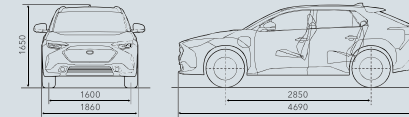


Black Fabric

Owing to printing locations, colours may differ slightly from those shown in this chart. In addition, colours and seat variations may vary according to the individual market.

DIMENSIONS

Dimensions are measured in accordance with standard measurement of SUBARU CORPORATION.



Not all features, options, or packages are available for all models and regions. See your specification sheet for availability. Please contact your local authorised Subaru retailer for more details.

SUBARU CORPORATION reserves the right to alter specifications and equipment without notice. Details of specifications, equipment, colour availability and the accessory lineup are subject to suit local conditions and requirements. Please inquire at your local retailer for details of any changes that might be required for your area.

